



Hector Kobbekaduwa Agrarian Research and Training Institute
Data Management Division
(Wholesale Prices of Rice & Subsidiary Food Crops)



2023.06.08

| Item | Pettah | | | | Marandaghamula | | | | | |
|-------------------------------|------------------|---------|---------|--------|----------------|-----------------|--------|---------|-------|----------|
| | Range | | Average | | Change * | Range | | Average | | Change * |
| | 8-Jun | 8-Jun | 7-Jun | | | 8-Jun | 8-Jun | 7-Jun | | |
| Rice (Rs/kg) | | | | | | | | | | |
| Samba 1 | 205.00 - 210.00 | 208.00 | 212.40 | -4.40 | | 224.00 - 227.00 | 225.00 | 225.00 | | |
| Samba 2 | 190.00 - 205.00 | 198.00 | 197.00 | 1.00 | | 194.00 - 200.00 | 196.60 | 197.40 | -0.80 | |
| Keeri Samba | 255.00 - 260.00 | 257.60 | 257.00 | 0.60 | | 256.00 - 260.00 | 257.80 | 258.00 | -0.20 | |
| Nadu 1 | 180.00 - 185.00 | 181.00 | 186.00 | -5.00 | | 214.00 - 214.00 | 214.00 | 214.00 | | |
| Nadu 2 | 170.00 - 180.00 | 175.00 | 175.00 | | | 165.00 - 175.00 | 170.00 | 171.00 | -1.00 | |
| Raw red | 140.00 - 145.00 | 142.00 | 138.00 | 4.00 | | 140.00 - 145.00 | 142.75 | 151.75 | -9.00 | |
| Raw White | 160.00 - 165.00 | 163.00 | 162.00 | 1.00 | | 154.00 - 162.00 | 157.20 | 158.60 | -1.40 | |
| Imported Rice | | | | | | | | | | |
| Ponne Samba | 200.00 - 210.00 | 206.25 | 213.00 | -6.75 | | - | | | | |
| Nadu | - | | | | | - | | | | |
| Raw White | 180.00 - 185.00 | 182.00 | 183.33 | -1.33 | | - | | | | |
| Raw red | | | | | | | | | | |
| Subsidiary Food Crops | | | | | | | | | | |
| Dried Chillies (Rs/Kg) | | | | | | | | | | |
| Imported | 900.00 - 950.00 | 920.00 | 930.00 | -10.00 | | | | | | |
| Local | | | | | | | | | | |
| Onion (Rs/Kg) | | | | | | | | | | |
| Sinnan | - | | | | | | | | | |
| Vedalan | - | | | | | | | | | |
| Imported | 290.00 - 350.00 | 316.00 | 324.00 | -8.00 | | | | | | |
| Big Onion | | | | | | | | | | |
| Imported | 90.00 - 100.00 | 96.00 | 96.00 | | | | | | | |
| Local | - | | | | | | | | | |
| Potatoes (Rs/Kg) | | | | | | | | | | |
| Welimada | - | | | | | | | | | |
| Nuwaraliya | 280.00 - 290.00 | 284.00 | 276.00 | 8.00 | | | | | | |
| Imported | 145.00 - 150.00 | 148.00 | 148.00 | | | | | | | |
| Pulses (Rs/Kg) | | | | | | | | | | |
| Green Gram | 925.00 - 1050.00 | 1000.00 | 1060.00 | -60.00 | | | | | | |
| Cowpea | 600.00 - 700.00 | 648.00 | 628.00 | 20.00 | | | | | | |
| Red Dhal | 250.00 - 260.00 | 256.00 | 256.00 | | | | | | | |
| Eggs (Rs/Egg) | | | | | | | | | | |
| Brown | - | | | | | | | | | |
| White | 48.00 - 51.00 | 49.50 | 49.50 | | | | | | | |


Data Management Division
Hector Kobbekaduwa Agrarian
Research and Training Institute
P.O. Box 1522
Colombo.



Hector Kobbekaduwa Agrarian Research and Training Institute Data Management Division



| Variety | 8/6/2023 | 8/6/2023 | 8/6/2023 | 7/6/2023 | 8/6/2023 | 8/6/2023 | 8/6/2023 | 8/6/2023 | 8/6/2023 | 7/6/2023 |
|--------------------------------|-------------------|--------------|-----------------|----------------|--------------------|------------------------|--------------------|--------------------|--------------------|------------------|
| | Peliyagoda Market | Kandy Market | Dambulla Market | Meegoda Market | Norochchole Market | Thambuththegama Market | Keppetipola Market | Nuwaraeliya Market | Bandarawela Market | Veyangoda Market |
| Up Country Vegetable | | | | | | | | | | |
| Beans | 350 - 450 | 300 - 330 | 280 - 320 | 290 - 340 | - | 340 - 400 | 320 - 350 | 330 - 350 | - | 340 - 350 |
| Carrot | 250 - 300 | 270 - 300 | 280 - 320 | 300 - 340 | - | 320 - 350 | 240 - 250 | 290 - 300 | - | 300 - 360 |
| Leeks | 220 - 230 | 240 - 260 | 200 - 220 | 290 - 330 | - | 290 - 320 | 240 - 250 | 260 - 270 | - | 240 - 280 |
| Beet root | 250 - 280 | 300 - 310 | 280 - 330 | 350 - 380 | 250 - 280 | 320 - 350 | - | - | - | 320 - 340 |
| Beet root (N'Eliya) | 400 - 450 | 350 - 360 | 380 - 400 | 400 - 450 | - | 430 - 450 | 280 - 300 | 300 - 330 | - | 350 - 370 |
| Knolkhol | 220 - 250 | 190 - 210 | 250 - 280 | 280 - 320 | - | - | 200 - 220 | 210 - 220 | - | 350 - 380 |
| Raddish | 140 - 150 | 90 - 100 | 100 - 120 | 100 - 130 | 70 - 90 | 120 - 150 | 50 - 60 | 100 - 110 | - | 100 - 130 |
| Cabbage (N'Eliya) | 270 - 280 | 240 - 250 | 280 - 300 | 300 - 340 | - | 335 - 340 | 240 - 260 | 280 - 290 | - | 290 - 300 |
| Cabbage (Kandy) | 250 - 260 | 200 - 220 | 250 - 270 | 280 - 300 | - | 320 - 330 | - | - | - | 280 - 285 |
| Tomato | 200 - 250 | 140 - 160 | 180 - 220 | 180 - 220 | - | 160 - 200 | 150 - 170 | 140 - 160 | - | 220 - 260 |
| Low country Vegetable | | | | | | | | | | |
| Ladies Fingers | 130 - 150 | 120 - 130 | 130 - 140 | 150 - 170 | 100 - 120 | 140 - 160 | - | - | - | 140 - 180 |
| Brinjals | 150 - 180 | 130 - 180 | 150 - 200 | 190 - 230 | - | 80 - 130 | 150 - 160 | - | - | 210 - 250 |
| Capsicum | 350 - 400 | 350 - 370 | 350 - 380 | 400 - 450 | 300 - 450 | 350 - 400 | 300 - 340 | 320 - 350 | - | 430 - 450 |
| Pumpkin | 70 - 80 | 80 - 90 | 70 - 90 | 90 - 100 | 70 - 90 | 60 - 85 | 60 - 70 | - | - | 80 - 100 |
| Cucumber | 70 - 80 | 70 - 80 | 50 - 60 | 70 - 80 | 50 - 60 | 40 - 55 | 80 - 90 | - | - | 60 - 80 |
| Bitter Gourd | 450 - 480 | 400 - 420 | 380 - 420 | 450 - 500 | 280 - 320 | 350 - 400 | - | - | - | 480 - 520 |
| Snake Gourd | 250 - 280 | 240 - 260 | 240 - 280 | 280 - 320 | 120 - 150 | 200 - 230 | - | - | - | 280 - 320 |
| Drumstick | - | - | - | - | 450 - 480 | - | - | - | - | 400 - 400 |
| Luffa | 200 - 220 | 130 - 150 | 120 - 140 | 200 - 220 | 120 - 150 | 120 - 150 | - | - | - | 130 - 200 |
| Long Beans | 250 - 300 | 230 - 250 | 200 - 250 | 300 - 350 | 230 - 300 | 230 - 250 | - | - | - | 280 - 300 |
| Ash Plantains | 150 - 160 | 140 - 170 | 140 - 150 | 150 - 180 | 140 - 150 | 130 - 160 | - | - | - | 170 - 200 |
| Green Chillies | 350 - 400 | 400 - 450 | 280 - 350 | 400 - 430 | 350 - 420 | 300 - 350 | 420 - 450 | - | - | 430 - 450 |
| Lime | 300 - 350 | 350 - 380 | 280 - 300 | 360 - 380 | - | 250 - 300 | - | - | - | 340 - 370 |
| Sweet Potatoe | 90 - 100 | 90 - 100 | 60 - 80 | 80 - 100 | 100 - 120 | 80 - 110 | 80 - 100 | - | - | 95 - 100 |
| Manioc | 140 - 150 | 130 - 140 | 120 - 140 | - | 140 - 150 | 100 - 130 | 120 - 140 | - | - | 130 - 170 |
| Eggplant | 220 - 240 | 200 - 220 | 200 - 220 | 300 - 350 | 220 - 250 | 150 - 200 | - | - | - | 310 - 380 |
| Potato(Imported) | 145 - 150 | 160 - 170 | 145 - 150 | 150 - 150 | - | 155 - 170 | - | - | - | 152 - 152 |
| Potato (Welimada) | - | - | - | - | - | - | - | - | - | - |
| Potato (Nuwaraeliya) | 280 - 290 | 280 - 290 | 260 - 270 | 290 - 310 | - | 270 - 280 | 250 - 260 | 265 - 270 | - | 290 - 300 |
| B'Onion Imported | 90 - 100 | 80 - 105 | 75 - 90 | 90 - 97 | - | 80 - 100 | 90 - 110 | - | - | 96 - 100 |
| Big-onion Local | - | - | - | - | - | - | - | - | - | - |
| Banana | | | | | | | | | | |
| Ambul(Rs/Kg) | 100 - 150 | | | | | | | | | |
| Kolikuttu | 300 - 350 | | | | | | | | | |
| Seeni | 100 - 120 | | | | | | | | | |
| Anamalu (Rs/Fruits) | 21 - 24 | | | | | | | | | |
| Papaya (Rs/Kg) | 80 - 130 | | | | | | | | | |
| Passion Fruits(Rs/Fruit) | 25 - 30 | | | | | | | | | |
| Other Fruits (Rs/Fruit) | | | | | | | | | | |
| Pineapple - Large | 580 - 600 | | | | | | | | | |
| - Medium | 490 - 500 | | | | | | | | | |
| - Small | 360 - 380 | | | | | | | | | |
| Mango - Betti | 22 - 26 | | | | | | | | | |
| - Karathakola | 50 - 90 | | | | | | | | | |
| Woodapple | 90 - 100 | | | | | | | | | |
| Avocado | 50 - 90 | | | | | | | | | |
| Orange | 90 - 100 | | | | | | | | | |



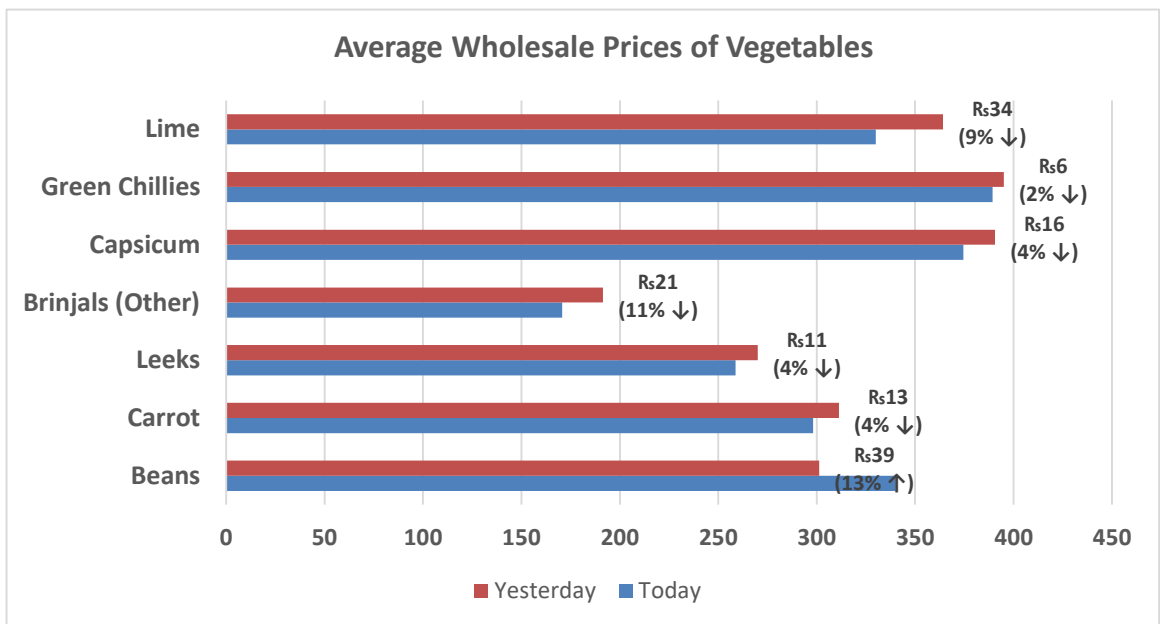
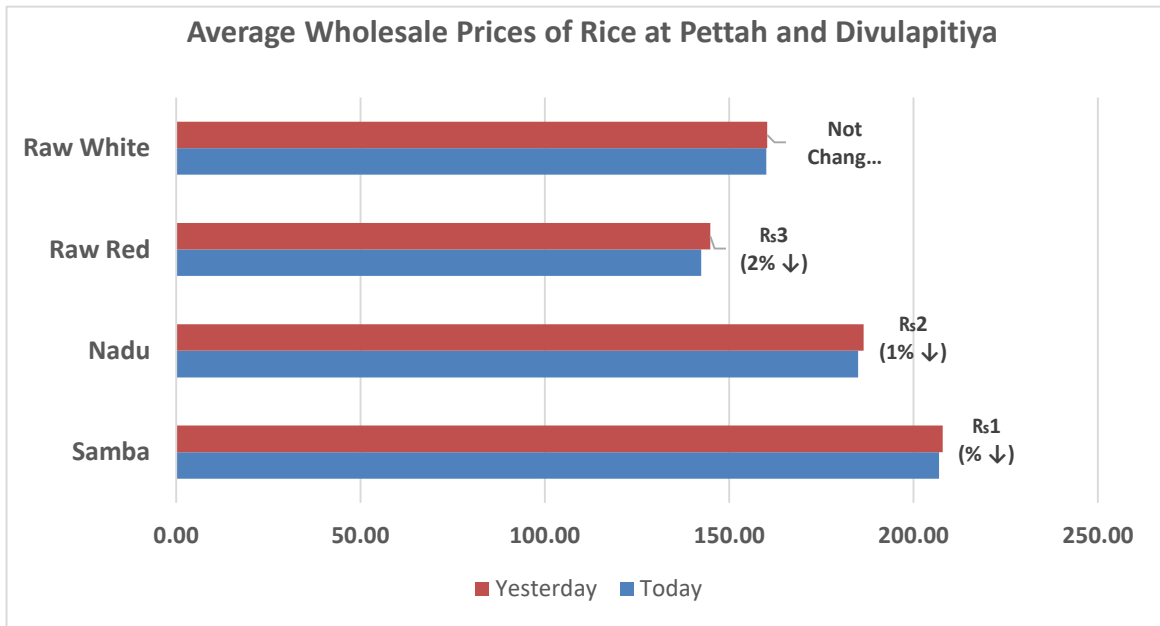
හෙක්ටර් කොබ්බෑකඩුව ගොවිකටයුතු පර්යේෂණ හා පුහුණු කිරීමේ ආයතනය
Hector Kobbekaduwa Agrarian Research and Training Institute

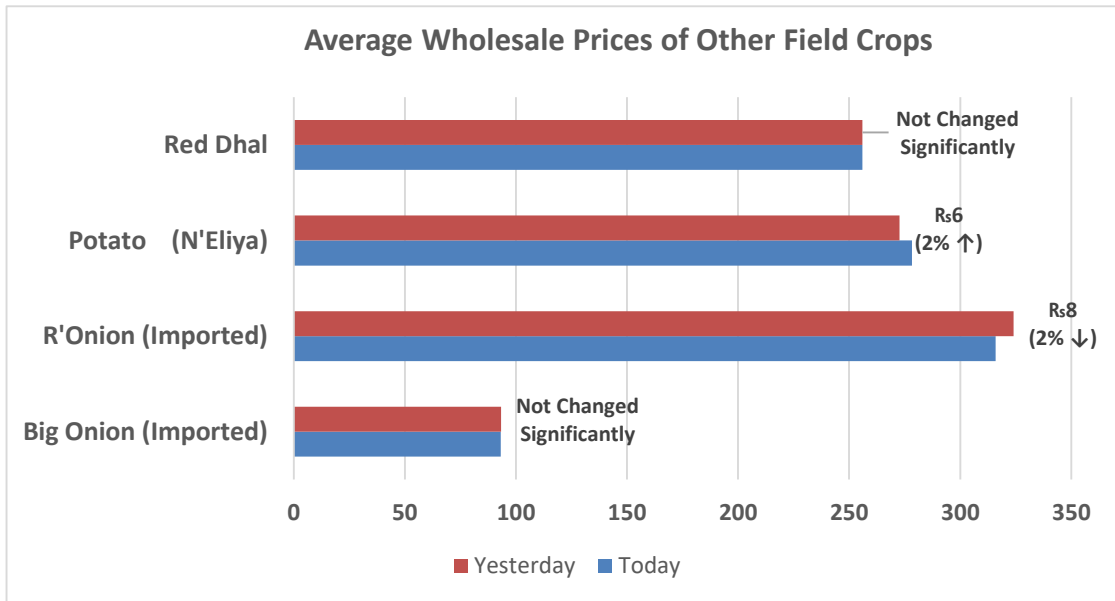


දත්ත කළමනාකරණ අංශය
 තොග මිල ගණන් (කිලෝවකට රුපියල්)
Wholesale Prices (Rs/Kg)

| වර්ගය | 8/6/2023 | 8/6/2023 | 8/6/2023 | 7/6/2023 | 8/6/2023 | 8/6/2023 | 8/6/2023 | 8/6/2023 | 8/6/2023 | 7/6/2023 |
|--------------------------|------------------|----------------|----------------|---------------|--------------------|-------------------|---------------------|------------------|-------------------|------------------|
| | පැලියගොඩ වෙළඳපොළ | මහනුවර වෙළඳපොළ | දඹුල්ල වෙළඳපොළ | මීගොඩ වෙළඳපොළ | නොරොච්චෝලේ වෙළඳපොළ | තඹුන්තේගම වෙළඳපොළ | කැප්පෙට්පොළ වෙළඳපොළ | නුවරඑළිය වෙළඳපොළ | බණ්ඩාරවෙල වෙළඳපොළ | වේයන්ගොඩ වෙළඳපොළ |
| උඹරට එළවළු | | | | | | | | | | |
| බෝංචි | 350 - 450 | 300 - 330 | 280 - 320 | 290 - 340 | - | 340 - 400 | 320 - 350 | 330 - 350 | - | 340 - 350 |
| කැරට | 250 - 300 | 270 - 300 | 280 - 320 | 300 - 340 | - | 320 - 350 | 240 - 250 | 290 - 300 | - | 300 - 360 |
| ලීක්ස් | 220 - 230 | 240 - 260 | 200 - 220 | 290 - 330 | - | 290 - 320 | 240 - 250 | 260 - 270 | - | 240 - 280 |
| බීටරුට | 250 - 280 | 300 - 310 | 280 - 330 | 350 - 380 | 250 - 280 | 320 - 350 | - | - | - | 320 - 340 |
| බීටරුට (නුවරඑළිය) | 400 - 450 | 350 - 360 | 380 - 400 | 400 - 450 | - | 430 - 450 | 280 - 300 | 300 - 330 | - | 350 - 370 |
| නෝකෝල් | 220 - 250 | 190 - 210 | 250 - 280 | 280 - 320 | - | - | 200 - 220 | 210 - 220 | - | 350 - 380 |
| රාබු | 140 - 150 | 90 - 100 | 100 - 120 | 100 - 130 | 70 - 90 | 120 - 150 | 50 - 60 | 100 - 110 | - | 100 - 130 |
| ගෝවා (නුවරඑළිය) | 270 - 280 | 240 - 250 | 280 - 300 | 300 - 340 | - | 335 - 340 | 240 - 260 | 280 - 290 | - | 290 - 300 |
| ගෝවා (නුවර) | 250 - 260 | 200 - 220 | 250 - 270 | 280 - 300 | - | 320 - 330 | - | - | - | 280 - 285 |
| තක්කාලි | 200 - 250 | 140 - 160 | 180 - 220 | 180 - 220 | - | 160 - 200 | 150 - 170 | 140 - 160 | - | 220 - 260 |
| පහනරට එළවළු | | | | | | | | | | |
| බණ්ඩක්කා | 130 - 150 | 120 - 130 | 130 - 140 | 150 - 170 | 100 - 120 | 140 - 160 | - | - | - | 140 - 180 |
| වමබටු | 150 - 180 | 130 - 180 | 150 - 200 | 190 - 230 | - | 80 - 130 | 150 - 160 | - | - | 210 - 250 |
| මාළු මිරිස් | 350 - 400 | 350 - 370 | 350 - 380 | 400 - 450 | 300 - 450 | 350 - 400 | 300 - 340 | 320 - 350 | - | 430 - 450 |
| වටටක්කා | 70 - 80 | 80 - 90 | 70 - 90 | 90 - 100 | 70 - 90 | 60 - 85 | 60 - 70 | - | - | 80 - 100 |
| පිපික්කා | 70 - 80 | 70 - 80 | 50 - 60 | 70 - 80 | 50 - 60 | 40 - 55 | 80 - 90 | - | - | 60 - 80 |
| කරවිල | 450 - 480 | 400 - 420 | 380 - 420 | 450 - 500 | 280 - 320 | 350 - 400 | - | - | - | 480 - 520 |
| පනෝල | 250 - 280 | 240 - 260 | 240 - 280 | 280 - 320 | 120 - 150 | 200 - 230 | - | - | - | 280 - 320 |
| මුරුගා | - | - | - | - | 450 - 480 | - | - | - | - | 400 - 400 |
| වැටකොළ | 200 - 220 | 130 - 150 | 120 - 140 | 200 - 220 | 120 - 150 | 120 - 150 | - | - | - | 130 - 200 |
| මැකරල් | 250 - 300 | 230 - 250 | 200 - 250 | 300 - 350 | 230 - 300 | 230 - 250 | - | - | - | 280 - 300 |
| අළු කෙසෙල් | 150 - 160 | 140 - 170 | 140 - 150 | 150 - 180 | 140 - 150 | 130 - 160 | - | - | - | 170 - 200 |
| අඹු මිරිස් | 350 - 400 | 400 - 450 | 280 - 350 | 400 - 430 | 350 - 420 | 300 - 350 | 420 - 450 | - | - | 430 - 450 |
| දෙහි | 300 - 350 | 350 - 380 | 280 - 300 | 360 - 380 | - | 250 - 300 | - | - | - | 340 - 370 |
| බතල | 90 - 100 | 90 - 100 | 60 - 80 | 80 - 100 | 100 - 120 | 80 - 110 | 80 - 100 | - | - | 95 - 100 |
| මඤ්ඤාක්කා | 140 - 150 | 130 - 140 | 120 - 140 | - | 140 - 150 | 100 - 130 | 120 - 140 | - | - | 130 - 170 |
| එළබටු | 220 - 240 | 200 - 220 | 200 - 220 | 300 - 350 | 220 - 250 | 150 - 200 | - | - | - | 310 - 380 |
| අර්තාපල් (ආනයනික) | 145 - 150 | 160 - 170 | 145 - 150 | 150 - 150 | - | 155 - 170 | - | - | - | 152 - 152 |
| අර්තාපල් (වැලිමඩ) | - | - | - | - | - | - | - | - | - | - |
| අර්තාපල් (නුවරඑළිය) | 280 - 290 | 280 - 290 | 260 - 270 | 290 - 310 | - | 270 - 280 | 250 - 260 | 265 - 270 | - | 290 - 300 |
| ලොකුඑළු (ආනයනික) | 90 - 100 | 80 - 105 | 75 - 90 | 90 - 97 | - | 80 - 100 | 90 - 110 | - | - | 96 - 100 |
| ලොකුඑළු දේශීය | - | - | - | - | - | - | - | - | - | - |
| කෙසෙල් | | | | | | | | | | |
| ඇඹුල් (කිලෝවකට) | 100 - 150 | | | | | | | | | |
| කෝලිකුටු (කිලෝවකට) | 300 - 350 | | | | | | | | | |
| සීනි (කිලෝවකට) | 100 - 120 | | | | | | | | | |
| ආනමාළු (එකකට රු.) | 21 - 24 | | | | | | | | | |
| ගස්ලබු (කිලෝවකට) | 80 - 130 | | | | | | | | | |
| වැල්දොඩම් (එකකට රු.) | 25 - 30 | | | | | | | | | |
| පළතුරු (එකකට රු.) | | | | | | | | | | |
| අන්තාය - ලොකු ප්‍රමාණය | 580 - 600 | | | | | | | | | |
| - මධ්‍යම ප්‍රමාණය | 490 - 500 | | | | | | | | | |
| - කුඩා ප්‍රමාණය | 360 - 380 | | | | | | | | | |
| අඹ - බෙට්ටි | 22 - 26 | | | | | | | | | |
| - කර්තකොලොම්බන් | 50 - 90 | | | | | | | | | |
| දිවුල් | 90 - 100 | | | | | | | | | |
| අලිපේර | 50 - 90 | | | | | | | | | |
| දොඩම් | 90 - 100 | | | | | | | | | |

Data Management Division
 Hector Kobbekaduwa Agrarian
 Research and Training Institute
 - P.O. Box 1522
 Colombo.






 Data Management Division
 Hector Kobbekaduwa Agrarian
 Research and Training Institute
 P.O. Box 1522
 Colombo.

