




Hector Kobbekaduwa Agrarian Research and Training Institute
Data Management Division
(Wholesale Prices of Rice & Subsidiary Food Crops)



2023.06.22

| Item | Pettah | | | | Marandagahamula | | | | | |
|-------------------------------|------------------|--------|---------|--------|-----------------|--------|--------|---------|--------|----------|
| | Range | | Average | | Change * | Range | | Average | | Change * |
| | 22-Jun | 21-Jun | 22-Jun | 21-Jun | | 22-Jun | 21-Jun | 22-Jun | 21-Jun | |
| Rice (Rs/kg) | | | | | | | | | | |
| Samba 1 | 200.00 - 210.00 | 205.00 | 212.00 | -7.00 | 224.00 - 227.00 | 225.00 | 225.00 | | | |
| Samba 2 | 180.00 - 200.00 | 189.00 | 203.00 | -14.00 | 193.00 - 200.00 | 195.60 | 195.60 | | | |
| Keeri Samba | 250.00 - 260.00 | 256.00 | 257.00 | -1.00 | 254.00 - 258.00 | 256.00 | 256.00 | | | |
| Nadu 1 | 170.00 - 180.00 | 175.00 | 182.00 | -7.00 | 214.00 - 214.00 | 214.00 | 214.00 | | | |
| Nadu 2 | 165.00 - 175.00 | 170.00 | 170.00 | | 164.00 - 174.00 | 169.60 | 169.60 | | | |
| Raw red | 135.00 - 145.00 | 139.00 | 138.00 | 1.00 | 140.00 - 145.00 | 142.50 | 142.50 | | | |
| Raw White | 140.00 - 160.00 | 148.00 | 157.60 | -9.60 | 150.00 - 160.00 | 153.60 | 153.60 | | | |
| Imported Rice | | | | | | | | | | |
| Ponne Samba | 200.00 - 215.00 | 208.75 | 216.00 | -7.25 | - | | | | | |
| Nadu | - | | | | - | | | | | |
| Raw White | 180.00 - 190.00 | 186.25 | 188.00 | | - | | | | | |
| Raw red | | | | | | | | | | |
| Subsidiary Food Crops | | | | | | | | | | |
| Dried Chillies (Rs/Kg) | | | | | | | | | | |
| Imported | 900.00 - 960.00 | 924.00 | 980.00 | -56.00 | | | | | | |
| Local | | | | | | | | | | |
| Onion (Rs/Kg) | | | | | | | | | | |
| Sinnan | - | | | | | | | | | |
| Vedalan | 350.00 - 400.00 | 380.00 | | | | | | | | |
| Imported | 340.00 - 380.00 | 356.00 | 356.00 | | | | | | | |
| Big Onion | | | | | | | | | | |
| Imported | 80.00 - 100.00 | 92.00 | 95.00 | -3.00 | | | | | | |
| Local | - | | | | | | | | | |
| Potatoes (Rs/Kg) | | | | | | | | | | |
| Welimada | - | | | | | | | | | |
| Nuwaraeliya | 290.00 - 300.00 | 296.00 | 296.00 | | | | | | | |
| Imported | 165.00 - 240.00 | 195.00 | 156.00 | 39.00 | | | | | | |
| Pulses (Rs/Kg) | | | | | | | | | | |
| Green Gram | 850.00 - 1000.00 | 920.00 | 930.00 | -10.00 | | | | | | |
| Cowpea | 600.00 - 675.00 | 645.00 | 638.00 | 7.00 | | | | | | |
| Red Dhal | 250.00 - 260.00 | 256.00 | 261.00 | -5.00 | | | | | | |
| Eggs (Rs/Egg) | | | | | | | | | | |
| Brown | - | | | | | | | | | |
| White | 50.00 - 53.00 | 51.50 | 51.50 | | | | | | | |


Data Management Division
Hector Kobbekaduwa Agrarian
Research and Training Institute
P.O. Box 1522
Colombo.



Hector Kobbekaduwa Agrarian Research and Training Institute Data Management Division



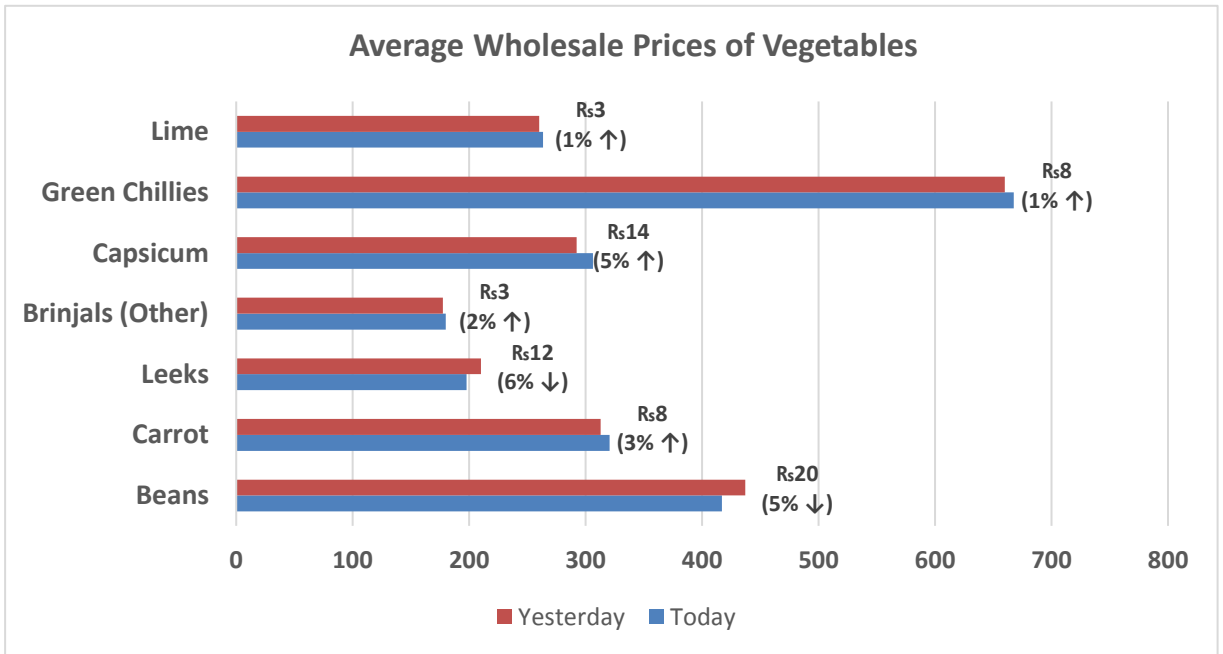
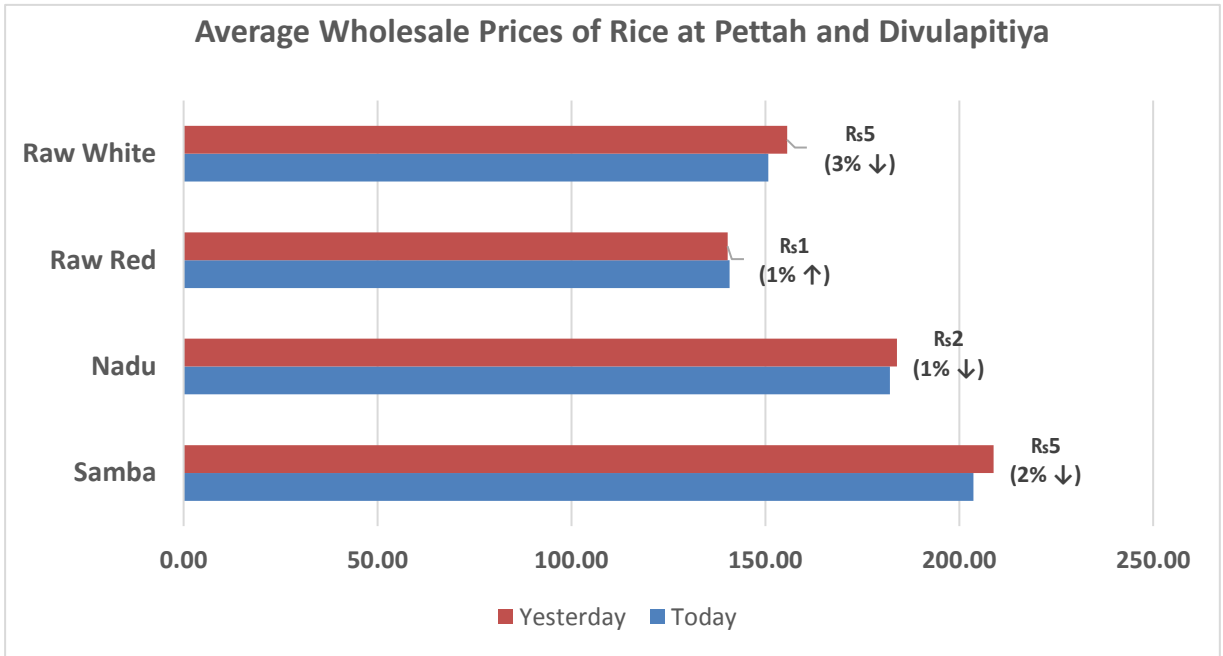
| Variety | 22/6/2023 | 22/6/2023 | 22/6/2023 | 21/6/2023 | 22/6/2023 | 22/6/2023 | 22/6/2023 | 22/6/2023 | 22/6/2023 | 21/6/2023 |
|--------------------------------|-------------------|--------------|-----------------|----------------|-------------------|-----------------------|--------------------|--------------------|--------------------|------------------|
| | Peliyagoda Market | Kandy Market | Dambulla Market | Meegoda Market | Norochhole Market | Chambuththegam Market | Keppetipola Market | Nuwaraeliya Market | Bandarawela Market | Veyangoda Market |
| Up Country Vegetable | | | | | | | | | | |
| Beans | 350 - 450 | 370 - 400 | 360 - 400 | 400 - 450 | - | 440 - 480 | 400 - 430 | - | - | 450 - 460 |
| Carrot | 250 - 300 | 330 - 350 | 320 - 350 | 320 - 380 | - | 340 - 380 | 250 - 300 | - | - | 300 - 320 |
| Leeks | 120 - 130 | 180 - 200 | 180 - 220 | 220 - 260 | - | 230 - 240 | 180 - 190 | - | - | 200 - 220 |
| Beet root | 250 - 300 | 300 - 320 | 280 - 320 | 300 - 340 | 240 - 270 | 300 - 320 | - | - | - | 280 - 280 |
| Beet Root(N'eliya) | 350 - 400 | 320 - 350 | 360 - 400 | 340 - 360 | - | 380 - 410 | 280 - 310 | - | - | 290 - 310 |
| Knolkhol | 140 - 150 | 170 - 200 | 160 - 180 | 230 - 270 | - | - | 170 - 190 | - | - | 210 - 260 |
| Raddish | 100 - 120 | 70 - 90 | 90 - 110 | 100 - 140 | 50 - 80 | 90 - 120 | 50 - 60 | - | - | 70 - 120 |
| Cabbage (N'eliya) | 155 - 160 | 190 - 200 | 150 - 160 | 180 - 210 | - | 195 - 200 | 140 - 150 | - | - | - |
| Cabbage (Kandy) | 150 - 155 | 160 - 180 | 130 - 140 | 170 - 190 | - | 180 - 190 | - | - | - | 150 - 190 |
| Tomato | 130 - 150 | 100 - 120 | 100 - 120 | 150 - 180 | - | 140 - 160 | 100 - 120 | - | - | 150 - 200 |
| Low country Vegetable | | | | | | | | | | |
| Ladies Fingers | 150 - 180 | 180 - 190 | 160 - 170 | 180 - 210 | 150 - 170 | 180 - 200 | - | - | - | 190 - 210 |
| Brinjals | 150 - 180 | 150 - 200 | 140 - 180 | 200 - 230 | 150 - 200 | 120 - 180 | 180 - 200 | - | - | 200 - 220 |
| Capsicum | 250 - 350 | 270 - 300 | 240 - 300 | 300 - 340 | - | 300 - 350 | 300 - 350 | - | - | 300 - 340 |
| Pumpkin | 80 - 90 | 90 - 100 | 70 - 90 | 100 - 110 | 70 - 100 | 90 - 110 | 70 - 80 | - | - | 70 - 120 |
| Cucumber | 70 - 80 | 80 - 90 | 60 - 70 | 100 - 120 | 60 - 80 | 50 - 70 | 100 - 110 | - | - | 85 - 100 |
| Bitter Gourd | 350 - 400 | 300 - 330 | 380 - 420 | 430 - 450 | 350 - 400 | 350 - 400 | - | - | - | 430 - 450 |
| Snake Gourd | 200 - 220 | 200 - 220 | 220 - 250 | 300 - 340 | 170 - 200 | 180 - 210 | - | - | - | 230 - 270 |
| Drumstick | 300 - 800 | - | - | - | - | - | - | - | - | 500 - 550 |
| Luffa | 120 - 130 | 130 - 150 | 160 - 200 | 200 - 240 | 130 - 170 | 150 - 180 | - | - | - | 170 - 240 |
| Long Beans | 250 - 300 | 280 - 300 | 230 - 260 | 300 - 350 | 250 - 300 | 320 - 350 | - | - | - | 280 - 330 |
| Ash Plantains | 130 - 140 | 150 - 180 | 150 - 170 | 200 - 220 | 150 - 170 | 120 - 150 | - | - | - | 160 - 200 |
| Green Chillies | 600 - 700 | 600 - 650 | 550 - 630 | 700 - 750 | 700 - 750 | 650 - 750 | 600 - 650 | - | - | 650 - 750 |
| Lime | 250 - 300 | 250 - 270 | 230 - 250 | 280 - 300 | - | 220 - 250 | - | - | - | 260 - 300 |
| Sweet Potatoe | 80 - 100 | 90 - 100 | 65 - 80 | 100 - 110 | 100 - 150 | 80 - 100 | 100 - 110 | - | - | 95 - 110 |
| Manioc | 150 - 160 | 130 - 150 | 120 - 130 | - | 140 - 150 | 110 - 120 | 120 - 130 | - | - | 150 - 160 |
| Eggplant | 200 - 220 | 260 - 280 | 180 - 220 | 300 - 320 | 200 - 220 | - | - | - | - | 320 - 350 |
| Potato(Imported) | 165 - 240 | 160 - 175 | 170 - 180 | 160 - 165 | - | 150 - 185 | - | - | - | 163 - 170 |
| Potato (Welimada) | - | - | - | - | - | - | 300 - 310 | - | - | - |
| Potato (Nuwaraeliya) | 290 - 300 | 310 - 320 | 300 - 320 | 300 - 330 | - | 300 - 320 | - | - | - | 300 - 330 |
| B'Onion Imported | 80 - 100 | 85 - 110 | 85 - 95 | 90 - 95 | - | 90 - 105 | 90 - 105 | - | - | 82 - 103 |
| Big-onion Local | - | - | - | - | - | - | - | - | - | - |
| Banana | | | | | | | | | | |
| Ambul(Rs/Kg) | 90 - 120 | | | | | | | | | |
| Kolikuttu | 300 - 350 | | | | | | | | | |
| Seeni | 80 - 120 | | | | | | | | | |
| Anamalu (Rs/Fruits) | 18 - 22 | | | | | | | | | |
| Papaya (Rs/Kg) | 80 - 120 | | | | | | | | | |
| Passion Fruits(Rs/Fruit) | 25 - 30 | | | | | | | | | |
| Other Fruits (Rs/Fruit) | | | | | | | | | | |
| Pineapple - Large | 600 - 650 | | | | | | | | | |
| - Medium | 500 - 550 | | | | | | | | | |
| - Small | 400 - 450 | | | | | | | | | |
| Mango - Betti | 24 - 30 | | | | | | | | | |
| - Karathakola | 50 - 90 | | | | | | | | | |
| Woodapple | 100 - 110 | | | | | | | | | |
| Avocado | 50 - 90 | | | | | | | | | |
| Orange | 80 - 100 | | | | | | | | | |

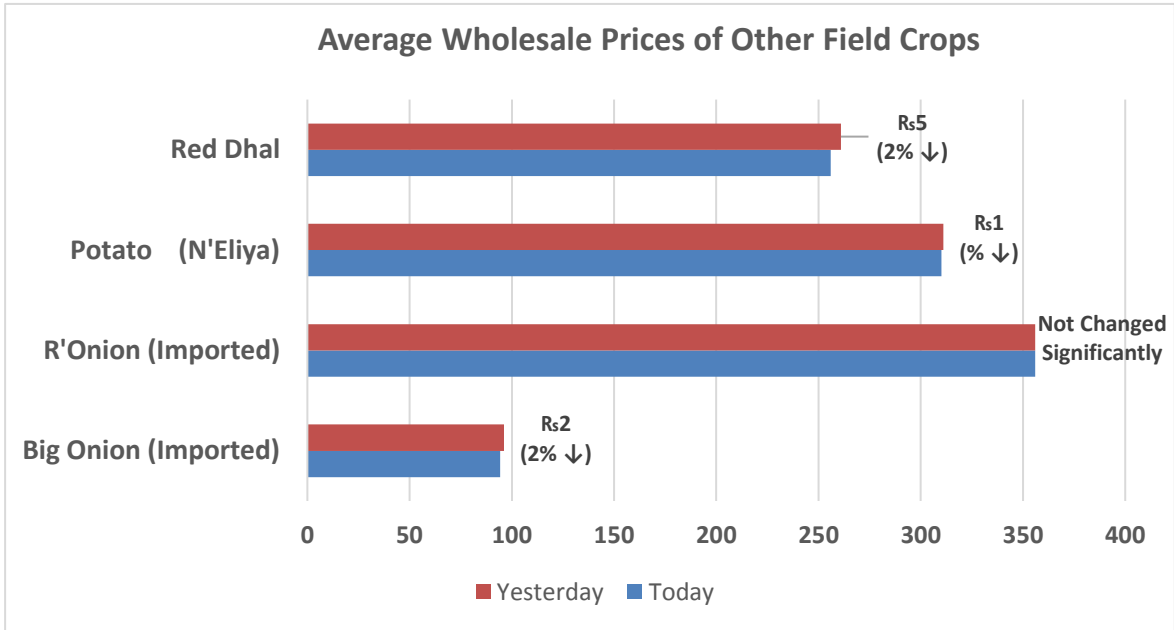



හෙක්ටර් කොබ්බෑකඩුව ගොවිකටයුතු පර්යේෂණ හා පුහුණු කිරීමේ ආයතනය
Hector Kobbekaduwa Agrarian Research and Training Institute
 දත්ත කළමනාකරණ අංශය
 කොම මිල ගණන් (කිලෝවකට රුපියල්)
Wholesale Prices (Rs/Kg)



| වර්ගය | 22/6/2023 | 22/6/2023 | 22/6/2023 | 21/6/2023 | 22/6/2023 | 22/6/2023 | 22/6/2023 | 22/6/2023 | 22/6/2023 | 21/6/2023 |
|--------------------------|---------------------|-------------------|-------------------|------------------|-----------------------|-----------------------|------------------------|---------------------|----------------------|---------------------|
| | පැලියගොඩ වෙළඳපොළ | මහනුවර වෙළඳපොළ | දඹුල්ල වෙළඳපොළ | මීගොඩ වෙළඳපොළ | නොරොච්චෝලේ වෙළඳපොළ | තඹුන්තෙත්ම වෙළඳපොළ | කැප්පෙට්පොළ වෙළඳපොළ | නුවරඑළිය වෙළඳපොළ | බණ්ඩාරවෙල වෙළඳපොළ | වෙයන්ගොඩ වෙළඳපොළ |
| උඩරට එළවළු | | | | | | | | | | |
| බෝංචි | 350 - 450 | 370 - 400 | 360 - 400 | 400 - 450 | - | 440 - 480 | 400 - 430 | - | - | 450 - 460 |
| කැරට් | 250 - 300 | 330 - 350 | 320 - 350 | 320 - 380 | - | 340 - 380 | 250 - 300 | - | - | 300 - 320 |
| ලීක්ස් | 120 - 130 | 180 - 200 | 180 - 220 | 220 - 260 | - | 230 - 240 | 180 - 190 | - | - | 200 - 220 |
| බීටරූට් | 250 - 300 | 300 - 320 | 280 - 320 | 300 - 340 | 240 - 270 | 300 - 320 | - | - | - | 280 - 280 |
| බීටරූට් (නුවරඑළිය) | 350 - 400 | 320 - 350 | 360 - 400 | 340 - 360 | - | 380 - 410 | 280 - 310 | - | - | 290 - 310 |
| නෝකෝල් | 140 - 150 | 170 - 200 | 160 - 180 | 230 - 270 | - | - | 170 - 190 | - | - | 210 - 260 |
| රාබු | 100 - 120 | 70 - 90 | 90 - 110 | 100 - 140 | 50 - 80 | 90 - 120 | 50 - 60 | - | - | 70 - 120 |
| ගෝවා (නුවරඑළිය) | 155 - 160 | 190 - 200 | 150 - 160 | 180 - 210 | - | 195 - 200 | 140 - 150 | - | - | - |
| ගෝවා (නුවර) | 150 - 155 | 160 - 180 | 130 - 140 | 170 - 190 | - | 180 - 190 | - | - | - | 150 - 190 |
| තක්කාලි | 130 - 150 | 100 - 120 | 100 - 120 | 150 - 180 | - | 140 - 160 | 100 - 120 | - | - | 150 - 200 |
| පහතරට එළවළු | | | | | | | | | | |
| බණ්ඩක්කා | 150 - 180 | 180 - 190 | 160 - 170 | 180 - 210 | 150 - 170 | 180 - 200 | - | - | - | 190 - 210 |
| වම්බටු | 150 - 180 | 150 - 200 | 140 - 180 | 200 - 230 | 150 - 200 | 120 - 180 | 180 - 200 | - | - | 200 - 220 |
| මාළු මිරිස් | 250 - 350 | 270 - 300 | 240 - 300 | 300 - 340 | - | 300 - 350 | 300 - 350 | - | - | 300 - 340 |
| වට්ටක්කා | 80 - 90 | 90 - 100 | 70 - 90 | 100 - 110 | 70 - 100 | 90 - 110 | 70 - 80 | - | - | 70 - 120 |
| පිපිඤ්ඤා | 70 - 80 | 80 - 90 | 60 - 70 | 100 - 120 | 60 - 80 | 50 - 70 | 100 - 110 | - | - | 85 - 100 |
| කරවිල | 350 - 400 | 300 - 330 | 380 - 420 | 430 - 450 | 350 - 400 | 350 - 400 | - | - | - | 430 - 450 |
| පතෝල | 200 - 220 | 200 - 220 | 220 - 250 | 300 - 340 | 170 - 200 | 180 - 210 | - | - | - | 230 - 270 |
| මුරුංගා | 300 - 800 | - | - | - | - | - | - | - | - | 500 - 550 |
| වැටකොළ | 120 - 130 | 130 - 150 | 160 - 200 | 200 - 240 | 130 - 170 | 150 - 180 | - | - | - | 170 - 240 |
| මැකරල් | 250 - 300 | 280 - 300 | 230 - 260 | 300 - 350 | 250 - 300 | 320 - 350 | - | - | - | 280 - 330 |
| අළු කෙසෙල් | 130 - 140 | 150 - 180 | 150 - 170 | 200 - 220 | 150 - 170 | 120 - 150 | - | - | - | 160 - 200 |
| අමු මිරිස් | 600 - 700 | 600 - 650 | 550 - 630 | 700 - 750 | 700 - 750 | 650 - 750 | 600 - 650 | - | - | 650 - 750 |
| දෙහි | 250 - 300 | 250 - 270 | 230 - 250 | 280 - 300 | - | 220 - 250 | - | - | - | 260 - 300 |
| බතල | 80 - 100 | 90 - 100 | 65 - 80 | 100 - 110 | 100 - 150 | 80 - 100 | 100 - 110 | - | - | 95 - 110 |
| මඤ්ඤෝක්කා | 150 - 160 | 130 - 150 | 120 - 130 | - | 140 - 150 | 110 - 120 | 120 - 130 | - | - | 150 - 160 |
| එළබටු | 200 - 220 | 260 - 280 | 180 - 220 | 300 - 320 | 200 - 220 | | | | | 320 - 350 |
| අර්තාපල් (ආනයනික) | 165 - 240 | 160 - 175 | 170 - 180 | 160 - 165 | - | 150 - 185 | - | - | - | 163 - 170 |
| අර්තාපල් (වැලිමඩ) | - | - | - | - | - | - | 300 - 310 | - | - | - |
| අර්තාපල් (නුවරඑළිය) | 290 - 300 | 310 - 320 | 300 - 320 | 300 - 330 | - | 300 - 320 | - | - | - | 300 - 330 |
| ලොකුඑළු (ආනයනික) | 80 - 100 | 85 - 110 | 85 - 95 | 90 - 95 | - | 90 - 105 | 90 - 105 | - | - | 82 - 103 |
| ලොකුඑළු දේශීය | - | - | - | - | - | - | - | - | - | - |
| කෙසෙල් | | | | | | | | | | |
| ඇඹුල් (කිලෝවකට) | 90 - 120 | | | | | | | | | |
| කෝලිකුටු (කිලෝවකට) | 300 - 350 | | | | | | | | | |
| සීනි (කිලෝවකට) | 80 - 120 | | | | | | | | | |
| ආනමාළු (එකකට රු.) | 18 - 22 | | | | | | | | | |
| ගස්දඹු (කිලෝවකට)) | 80 - 120 | | | | | | | | | |
| වැල්දොඩම් (එකකට රු.) | 25 - 30 | | | | | | | | | |
| පළතුරු (එකකට රු.) | | | | | | | | | | |
| අන්තාස - ලොකු ප්‍රමාණය | 600 - 650 | | | | | | | | | |
| - මධ්‍යම ප්‍රමාණය | 500 - 550 | | | | | | | | | |
| - කුඩා ප්‍රමාණය | 400 - 450 | | | | | | | | | |
| අඹ - බෙට්ටි | 24 - 30 | | | | | | | | | |
| -කර්තකොලොම්බන් | 50 - 90 | | | | | | | | | |
| දිවුල් | 100 - 110 | | | | | | | | | |
| අලිපේර | 50 - 90 | | | | | | | | | |
| දොඩම් | 80 - 100 | | | | | | | | | |






 Data Management Division
 Hector Kobbekaduwa Agrarian
 Research and Training Institute
 P.O. Box 1522
 Colombo.

