




Hector Kobbekaduwa Agrarian Research and Training Institute
Data Management Division
(Wholesale Prices of Rice & Subsidiary Food Crops)



2023.03.20

| Item | Pettah | | | | Marandagamula | | | | | |
|-------------------------------|-------------------|---------|---------|--------|-----------------|--------|--------|---------|--|----------|
| | Range | | Average | | Change * | Range | | Average | | Change * |
| | 20-Mar | 20-Mar | 17-Mar | | | 20-Mar | 20-Mar | 17-Mar | | |
| Rice (Rs/kg) | | | | | | | | | | |
| Samba 1 | 210.00 - 218.00 | 214.50 | 217.50 | -3.00 | 210.00 - 225.00 | 218.80 | 218.80 | | | |
| Samba 2 | 205.00 - 215.00 | 211.00 | 210.60 | 0.40 | 185.00 - 194.00 | 189.80 | 189.80 | | | |
| Keeri Samba | 240.00 - 245.00 | 243.00 | 244.00 | -1.00 | 242.00 - 246.00 | 244.40 | 244.40 | | | |
| Nadu 1 | 185.00 - 185.00 | 185.00 | 188.00 | -3.00 | 185.00 - 215.00 | 200.50 | 200.50 | | | |
| Nadu 2 | 185.00 - 185.00 | 185.00 | 184.00 | 1.00 | 170.00 - 180.00 | 175.00 | 175.00 | | | |
| Raw red | 160.00 - 165.00 | 162.60 | 160.60 | 2.00 | 160.00 - 174.00 | 165.60 | 165.60 | | | |
| Raw White | 170.00 - 180.00 | 175.00 | 177.00 | -2.00 | 168.00 - 174.00 | 170.40 | 170.40 | | | |
| Imported Rice | | | | | | | | | | |
| Ponne Samba | 203.00 - 210.00 | 207.25 | 209.00 | -1.75 | 200.00 - 200.00 | 200.00 | 200.00 | | | |
| Nadu | 163.00 - 175.00 | 168.20 | 171.40 | -3.20 | 180.00 - 180.00 | 180.00 | 180.00 | | | |
| Raw White | 173.00 - 180.00 | 176.60 | 175.00 | 1.60 | 168.00 - 170.00 | 169.00 | 164.00 | | | |
| Raw red | | | | | | | | | | |
| Subsidiary Food Crops | | | | | | | | | | |
| Dried Chillies (Rs/Kg) | | | | | | | | | | |
| Imported | 1100.00 - 1250.00 | 1190.00 | 1030.00 | 160.00 | | | | | | |
| Local | | | | | | | | | | |
| Onion (Rs/Kg) | | | | | | | | | | |
| Sinnan | 250.00 - 280.00 | 268.00 | 262.00 | 6.00 | | | | | | |
| Vedalan | - | | 312.00 | | | | | | | |
| Imported | 280.00 - 290.00 | 286.00 | 292.00 | -6.00 | | | | | | |
| Big Onion | | | | | | | | | | |
| Imported | 100.00 - 105.00 | 102.00 | 108.00 | -6.00 | | | | | | |
| Local | - | | | | | | | | | |
| Potatoes (Rs/Kg) | | | | | | | | | | |
| Welimada | 190.00 - 200.00 | 196.00 | 184.00 | 12.00 | | | | | | |
| Nuwaraeliya | 220.00 - 230.00 | 224.00 | 216.00 | 8.00 | | | | | | |
| Imported | 100.00 - 140.00 | 124.00 | 127.00 | -3.00 | | | | | | |
| Pulses (Rs/Kg) | | | | | | | | | | |
| Green Gram | 1400.00 - 1450.00 | 1430.00 | 1430.00 | | | | | | | |
| Cowpea | 700.00 - 850.00 | 780.00 | 818.00 | -38.00 | | | | | | |
| Red Dhal | 320.00 - 330.00 | 326.00 | 326.00 | | | | | | | |
| Eggs (Rs/Egg) | | | | | | | | | | |
| Brown | 46.00 - 46.00 | 46.00 | 46.00 | | | | | | | |
| White | 44.00 - 44.00 | 44.00 | 44.00 | | | | | | | |



Data Management Division
Hector Kobbekaduwa Agrarian
Research and Training Institute
P.O. Box 1522
Colombo.



Hector Kobbekaduwa Agrarian Research and Training Institute Data Management Division



| Variety | 20/3/2023 | 20/3/2023 | 20/3/2023 | 19/3/2023 | 20/3/2023 | 20/3/2023 | 20/3/2023 | 20/3/2023 | 20/3/2023 | 19/3/2023 |
|--------------------------------|-------------------------|--------------------|--------------------|-------------------|-----------------------|---------------------------|-----------------------|-----------------------|-----------------------|---------------------|
| | Peliyagoda 2/21/2023 | Kandy 2/21/2023 | Dambulla Market | Meegoda Market | Norochchole Market | Thambuththegama Market | Keppetipola Market | Nuwaraeliya Market | Bandarawela Market | Veyangoda Market |
| Up Country Vegetable | | | | | | | | | | |
| Beans | 150 - 170 | 150 - 170 | 150 - 180 | 160 - 190 | - | 160 - 180 | 100 - 120 | 100 - 110 | - | 170 - 200 |
| Carrot | 80 - 100 | 90 - 100 | 70 - 110 | 100 - 140 | - | 100 - 120 | 40 - 60 | 80 - 90 | - | 100 - 100 |
| Leeks | 150 - 160 | 150 - 160 | 150 - 180 | 170 - 200 | - | 150 - 180 | 140 - 150 | 150 - 160 | - | 170 - 180 |
| Beet root | 100 - 110 | 100 - 110 | 90 - 120 | 120 - 160 | 80 - 90 | 90 - 120 | - | - | - | - |
| Beet Root(N'Eliya) | 140 - 150 | 120 - 140 | - | - | - | - | 80 - 100 | 110 - 120 | - | 110 - 120 |
| Knolkhol | 90 - 110 | 90 - 100 | 70 - 90 | 110 - 150 | - | - | 60 - 70 | 70 - 80 | - | 100 - 130 |
| Raddish | 40 - 60 | 40 - 60 | 40 - 50 | 60 - 90 | 25 - 30 | 35 - 60 | 30 - 40 | 55 - 65 | - | 40 - 50 |
| Cabbage (N'Eliya) | 55 - 60 | 60 - 70 | - | 50 - 80 | - | 60 - 65 | 35 - 40 | 50 - 60 | - | 60 - 70 |
| Cabbage (Kandy) | 50 - 50 | 40 - 50 | 45 - 70 | 40 - 60 | 30 - 50 | 50 - 55 | - | - | - | 50 - 55 |
| Tomato | 200 - 220 | 180 - 200 | 110 - 130 | 200 - 250 | 100 - 130 | 140 - 160 | 160 - 170 | 150 - 170 | - | 180 - 210 |
| Low country Vegetable | | | | | | | | | | |
| Ladies Fingers | 140 - 160 | 140 - 150 | 110 - 130 | 150 - 180 | 100 - 130 | 70 - 90 | - | - | - | 130 - 160 |
| Brinjals | 120 - 140 | 130 - 170 | 110 - 140 | 160 - 170 | 100 - 140 | 70 - 100 | 130 - 150 | - | - | 130 - 150 |
| Capsicum | 250 - 300 | 300 - 350 | 250 - 300 | 350 - 370 | 230 - 260 | 250 - 320 | 280 - 320 | 290 - 320 | - | 300 - 330 |
| Pumpkin | 40 - 50 | 50 - 60 | 30 - 45 | 55 - 70 | 70 - 90 | 25 - 50 | 50 - 60 | - | - | 45 - 60 |
| Cucumber | 40 - 50 | 40 - 50 | 30 - 40 | 50 - 70 | 30 - 40 | 30 - 40 | 50 - 60 | - | - | 50 - 60 |
| Bitter Gourd | 250 - 280 | 240 - 250 | 160 - 160 | 260 - 280 | 220 - 250 | 200 - 230 | - | - | - | 220 - 250 |
| Snake Gourd | 150 - 180 | 150 - 160 | 100 - 120 | 140 - 170 | 130 - 150 | 100 - 120 | - | - | - | 160 - 160 |
| Drumstick | - | - | - | - | - | - | - | - | - | - |
| Luffa | 180 - 200 | 160 - 180 | 140 - 150 | 180 - 220 | 120 - 130 | 130 - 150 | - | - | - | 170 - 220 |
| Long Beans | 120 - 140 | 120 - 130 | 80 - 100 | 90 - 100 | 50 - 60 | 90 - 110 | - | - | - | 80 - 120 |
| Ash Plantains | 200 - 220 | 160 - 200 | 180 - 210 | 200 - 230 | 100 - 140 | 140 - 160 | - | - | - | 180 - 200 |
| Green Chillies | 280 - 320 | 280 - 300 | 250 - 320 | 330 - 350 | 270 - 300 | 250 - 300 | 250 - 280 | - | - | 330 - 350 |
| Lime | 130 - 150 | 150 - 160 | 140 - 150 | 150 - 170 | 100 - 140 | 100 - 120 | - | - | - | 150 - 160 |
| Sweet Potatoe | 100 - 120 | 100 - 110 | 50 - 65 | 85 - 100 | 120 - 150 | 60 - 80 | 85 - 100 | - | - | 80 - 100 |
| Manioc | 150 - 160 | 150 - 160 | 130 - 140 | - | 140 - 150 | 110 - 130 | 120 - 130 | - | - | - |
| Eggplant | 90 - 110 | 130 - 150 | 150 - 160 | 150 - 160 | 160 - 180 | 80 - 100 | - | - | - | 140 - 150 |
| Potato(Imported) | 100 - 140 | 135 - 140 | 125 - 130 | 125 - 130 | - | 130 - 135 | - | - | - | 130 - 135 |
| Potato (Welimada) | 190 - 200 | 200 - 210 | - | - | - | 200 - 220 | 180 - 190 | - | - | - |
| Potato (Nuwaraeliya) | 220 - 230 | 220 - 230 | 200 - 210 | 210 - 240 | - | - | - | 200 - 210 | - | 200 - 220 |
| B'Onion Imported | 100 - 105 | 110 - 115 | 105 - 110 | 102 - 105 | - | 110 - 115 | 110 - 115 | - | - | 105 - 108 |
| Big-onion Local | - | - | - | - | - | - | - | - | - | - |
| Banana | | | | | | | | | | |
| Ambul(Rs/Kg) | 150 - 200 | | | | | | | | | |
| Kolikuttu | 380 - 450 | | | | | | | | | |
| Seeni | 120 - 140 | | | | | | | | | |
| Anamalu (Rs/Fruits) | 28 - 30 | | | | | | | | | |
| Papaya (Rs/Kg) | 180 - 270 | | | | | | | | | |
| Passion Fruits(Rs/Fruit) | 40 - 50 | | | | | | | | | |
| Other Fruits (Rs/Fruit) | | | | | | | | | | |
| Pineapple - Large | 680 - 720 | | | | | | | | | |
| - Medium | 580 - 600 | | | | | | | | | |
| - Small | 450 - 500 | | | | | | | | | |
| Mango - Betti | 40 - 50 | | | | | | | | | |
| - Karathakola | 120 - 200 | | | | | | | | | |
| Woodapple | 48 - 55 | | | | | | | | | |
| Avocado | 70 - 180 | | | | | | | | | |
| Orange | 54 - 60 | | | | | | | | | |


 Data Management Division
 Hector Kobbekaduwa Agrarian
 Research and Training Institute
 P.O. Box 1522



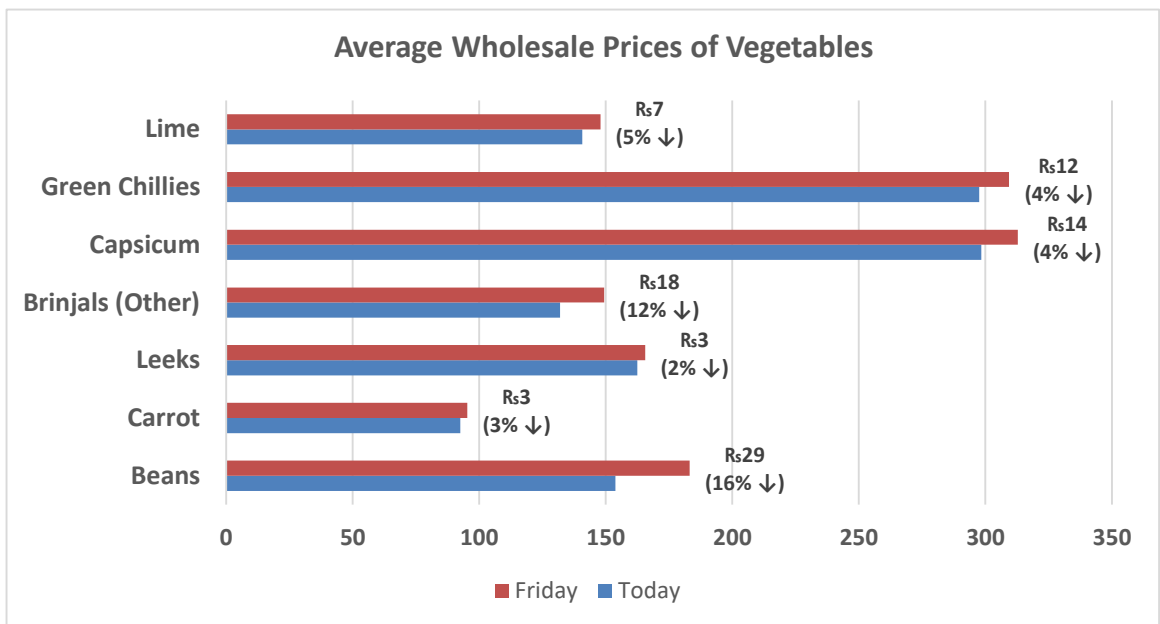
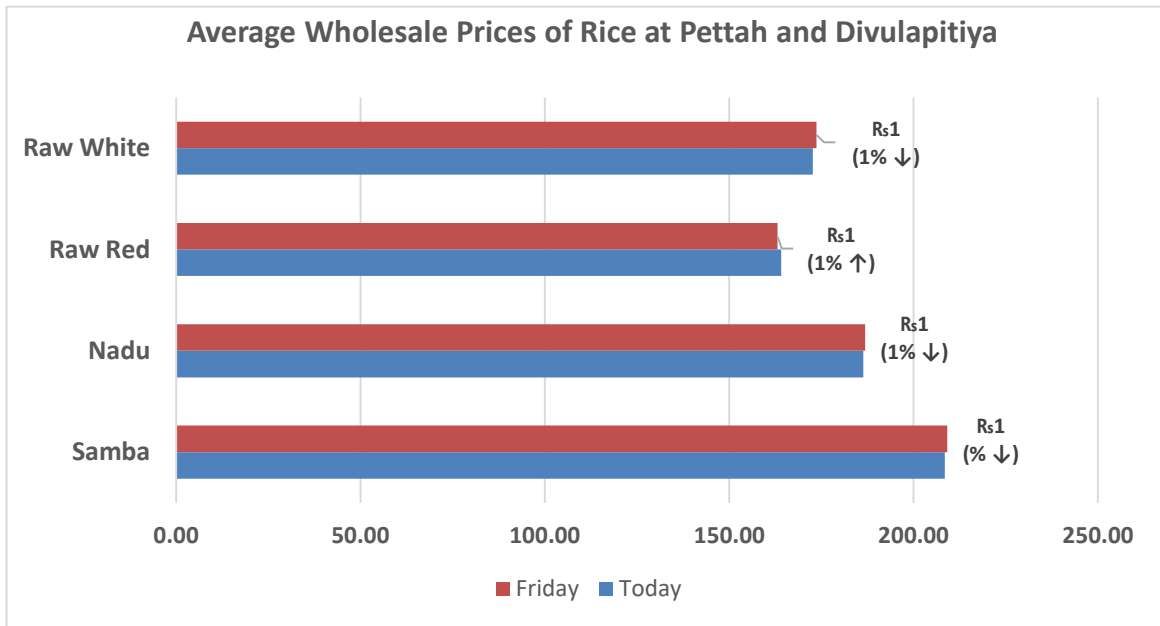
හෙක්ටර් කොබ්බෑකඩුව ගොවිකටයුතු පර්යේෂණ හා පුහුණු කිරීමේ ආයතනය
Hector Kobbekaduwa Agrarian Research and Training Institute

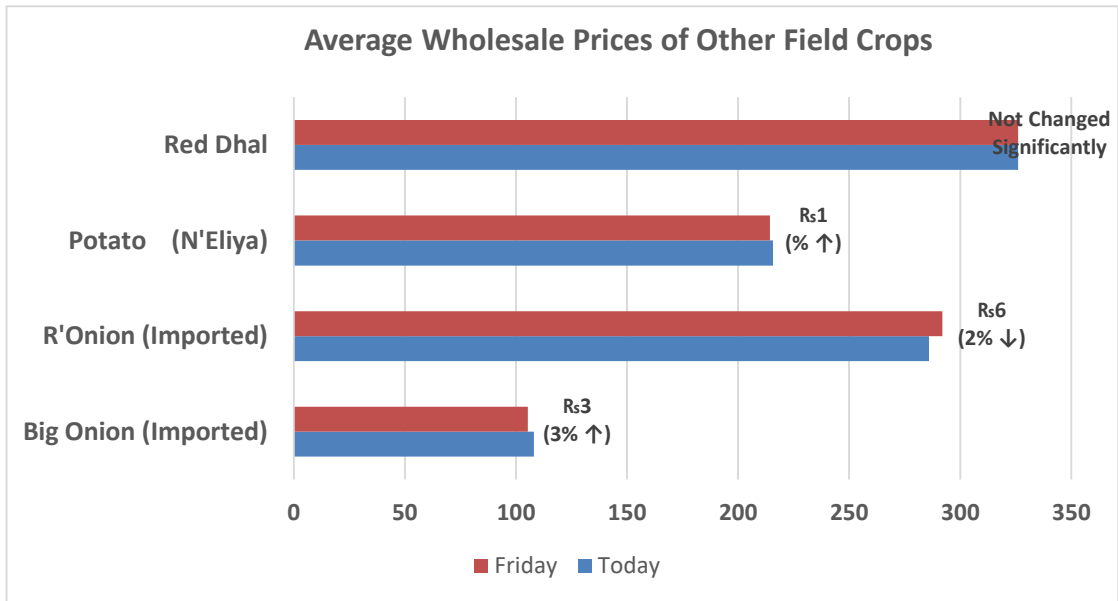
දත්ත කළමනාකරණ අංශය
 තොග මිල ගණන් (කිලෝවකට රුපියල්)
Wholesale Prices (Rs/Kg)




| වර්ගය | 20/3/2023 | 20/3/2023 | 20/3/2023 | 19/3/2023 | 20/3/2023 | 20/3/2023 | 20/3/2023 | 20/3/2023 | 20/3/2023 | 19/3/2023 |
|--------------------------|------------------|----------------|----------------|---------------|--------------------|--------------------|---------------------|------------------|-------------------|------------------|
| | පැලියගොඩ වෙළඳපොළ | මහනුවර වෙළඳපොළ | දඹුල්ල වෙළඳපොළ | මීගොඩ වෙළඳපොළ | නොරොච්චෝලේ වෙළඳපොළ | තඹුන්තෙත්ම වෙළඳපොළ | කැප්පෙට්පොළ වෙළඳපොළ | නුවරඑළිය වෙළඳපොළ | බණ්ඩාරවෙල වෙළඳපොළ | වෙයන්ගොඩ වෙළඳපොළ |
| උඹරට එළවළු | | | | | | | | | | |
| බෝංචි | 150 - 170 | 150 - 170 | 150 - 180 | 160 - 190 | - | 160 - 180 | 100 - 120 | 100 - 110 | - | 170 - 200 |
| කැරට | 80 - 100 | 90 100 | 70 - 110 | 100 - 140 | - | 100 - 120 | 40 - 60 | 80 - 90 | - | 100 - 100 |
| ලීක්ස් | 150 - 160 | 150 - 160 | 150 - 180 | 170 - 200 | - | 150 - 180 | 140 - 150 | 150 - 160 | - | 170 - 180 |
| බීටරුට | 100 - 110 | 100 - 110 | 90 - 120 | 120 - 160 | 80 - 90 | 90 - 120 | - | - | - | - |
| බීටරුට (නුවරඑළිය) | 140 - 150 | 120 - 140 | - | - | - | - | 80 - 100 | 110 - 120 | - | 110 - 120 |
| නෝකෝල් | 90 - 110 | 90 - 100 | 70 - 90 | 110 - 150 | - | - | 60 - 70 | 70 - 80 | - | 100 - 130 |
| රාබු | 40 - 60 | 40 - 60 | 40 - 50 | 60 - 90 | 25 - 30 | 35 - 60 | 30 - 40 | 55 - 65 | - | 40 - 50 |
| ගෝවා (නුවරඑළිය) | 55 - 60 | 60 - 70 | - | 50 - 80 | - | 60 - 65 | 35 - 40 | 50 - 60 | - | 60 - 70 |
| ගෝවා (නුවර) | 50 - 50 | 40 - 50 | 45 - 70 | 40 - 60 | 30 - 50 | 50 - 55 | - | - | - | 50 - 55 |
| තක්කාලි | 200 - 220 | 180 - 200 | 110 - 130 | 200 - 250 | 100 - 130 | 140 - 160 | 160 - 170 | 150 - 170 | - | 180 - 210 |
| පහනරට එළවළු | | | | | | | | | | |
| බණ්ඩක්කා | 140 - 160 | 140 - 150 | 110 - 130 | 150 - 180 | 100 - 130 | 70 - 90 | - | - | - | 130 - 160 |
| වමබටු | 120 - 140 | 130 - 170 | 110 - 140 | 160 - 170 | 100 - 140 | 70 - 100 | 130 - 150 | - | - | 130 - 150 |
| මාළ මිරිස් | 250 - 300 | 300 - 350 | 250 - 300 | 350 - 370 | 230 - 260 | 250 - 320 | 280 - 320 | 290 - 320 | - | 300 - 330 |
| වට්ටක්කා | 40 - 50 | 50 - 60 | 30 - 45 | 55 - 70 | 70 - 90 | 25 - 50 | 50 - 60 | - | - | 45 - 60 |
| පිපික්කා | 40 - 50 | 40 - 50 | 30 - 40 | 50 - 70 | 30 - 40 | 30 - 40 | 50 - 60 | - | - | 50 - 60 |
| කරවිල | 250 - 280 | 240 - 250 | 160 - 160 | 260 - 280 | 220 - 250 | 200 - 230 | - | - | - | 220 - 250 |
| පනෝල | 150 - 180 | 150 - 160 | 100 - 120 | 140 - 170 | 130 - 150 | 100 - 120 | - | - | - | 160 - 160 |
| මුරුගා | - | - | - | - | - | - | - | - | - | - |
| වැටකොළ | 180 - 200 | 160 - 180 | 140 - 150 | 180 - 220 | 120 - 130 | 130 - 150 | - | - | - | 170 - 220 |
| මැකරල් | 120 - 140 | 120 - 130 | 80 - 100 | 90 - 100 | 50 - 60 | 90 - 110 | - | - | - | 80 - 120 |
| අළු කෙසෙල් | 200 - 220 | 160 - 200 | 180 - 210 | 200 - 230 | 100 - 140 | 140 - 160 | - | - | - | 180 - 200 |
| අඹු මිරිස් | 280 - 320 | 280 - 300 | 250 - 320 | 330 - 350 | 270 - 300 | 250 - 300 | 250 - 280 | - | - | 330 - 350 |
| දෙහි | 130 - 150 | 150 - 160 | 140 - 150 | 150 - 170 | 100 - 140 | 100 - 120 | - | - | - | 150 - 160 |
| බතල | 100 - 120 | 100 - 110 | 50 - 65 | 85 - 100 | 120 - 150 | 60 - 80 | 85 - 100 | - | - | 80 - 100 |
| මඤ්ඤාක්කා | 150 - 160 | 150 - 160 | 130 - 140 | - | 140 - 150 | 110 - 130 | 120 - 130 | - | - | - |
| එළබටු | 90 - 110 | 130 - 150 | 150 160 | 150 - 160 | 160 - 180 | 80 - 100 | - | - | - | 140 - 150 |
| අර්තාපල් (ආනයනික) | 100 - 140 | 135 - 140 | 125 - 130 | 125 - 130 | - | 130 - 135 | - | - | - | 130 - 135 |
| අර්තාපල් (වැලිමඩ) | 190 - 200 | 200 - 210 | - | - | - | 200 - 220 | 180 - 190 | - | - | - |
| අර්තාපල් (නුවරඑළිය) | 220 - 230 | 220 - 230 | 200 - 210 | 210 - 240 | - | - | - | 200 - 210 | - | 200 - 220 |
| ලොකුඑළු (ආනයනික) | 100 - 105 | 110 - 115 | 105 - 110 | 102 - 105 | - | 110 - 115 | 110 - 115 | - | - | 105 - 108 |
| ලොකුඑළු දේශීය | - | - | - | - | - | - | - | - | - | - |
| කෙසෙල් | | | | | | | | | | |
| ඇඹුල් (කිලෝවකට) | 150 - 200 | | | | | | | | | |
| කෝලිකුටු (කිලෝවකට) | 380 - 450 | | | | | | | | | |
| සීනි (කිලෝවකට) | 120 - 140 | | | | | | | | | |
| ආනමාළු (එකකට රු.) | 28 - 30 | | | | | | | | | |
| ගස්ලබු (කිලෝවකට) | 180 - 270 | | | | | | | | | |
| වැල්දොඩම් (එකකට රු.) | 40 - 50 | | | | | | | | | |
| පළතුරු (එකකට රු.) | | | | | | | | | | |
| අන්තය - ලොකු ප්‍රමාණය | 680 - 720 | | | | | | | | | |
| - මධ්‍යම ප්‍රමාණය | 580 - 600 | | | | | | | | | |
| - කුඩා ප්‍රමාණය | 450 - 500 | | | | | | | | | |
| අඹ - බෙට්ටි | 40 - 50 | | | | | | | | | |
| - කර්තකොලොම්බන් | 120 - 200 | | | | | | | | | |
| දිවුල් | 48 - 55 | | | | | | | | | |
| අලිපේර | 70 - 180 | | | | | | | | | |
| දොඩම් | 54 - 60 | | | | | | | | | |

Data Management Division
 Hector Kobbekaduwa Agrarian
 Research and Training Institute
 P.O. Box 1522
 Colombo.






 Data Management Division
 Hector Kobbekaduwa Agrarian
 Research and Training Institute
 P.O. Box 1522
 Colombo.

