



Hector Kobbekaduwa Agrarian Research and Training Institute

Data Management Division

(Wholesale Prices of Rice & Subsidiary Food Crops)



2024.01.26

Item	Pettah				Marandagamula			
	Range	Average		Change *	Range	Average		Change *
	26-Jan	26-Jan	24-Jan		26-Jan	26-Jan	24-Jan	
Rice (Rs/kg)								
Samba 1	240.00 - 245.00	242.50	242.50		240.00 - 253.00	246.50	246.50	
Samba 2	235.00 - 238.00	236.50	236.50		228.00 - 230.00	229.20	229.20	
Keeri Samba	-				330.00 - 333.00	331.50	331.50	
Nadu 1	205.00 - 210.00	207.50	208.00	-0.50	210.00 - 214.00	212.20	212.20	
Nadu 2	200.00 - 203.00	201.00	200.75	0.25	195.00 - 206.00	200.60	200.60	
Raw red	175.00 - 185.00	178.75	177.00	1.75	174.00 - 184.00	179.60	179.60	
Raw White	190.00 - 200.00	196.25	198.00	-1.75	185.00 - 196.00	190.20	190.20	
Imported Rice								
Ponne Samba	275.00 - 280.00	277.50	277.50		-			
Nadu	-				-			
Raw White	-				-			
Raw red								
Subsidiary Food Crops								
Dried Chillies (Rs/Kg)								
Imported	880.00 - 980.00	920.00	920.00					
Local								
Onion (Rs/Kg)								
Sinnan	-							
Vedalan	-							
Imported	250.00 - 280.00	268.00	292.00	-24.00				
Big Onion								
Imported	330.00 - 370.00	346.00	336.00	10.00				
Local	-							
Potatoes (Rs/Kg)								
Welimada	-							
Nuwaraeliya	280.00 - 300.00	292.00	344.00	-52.00				
Imported	180.00 - 220.00	204.00	200.00	4.00				
Pulses (Rs/Kg)								
Green Gram	950.00 - 1000.00	980.00	980.00					
Cowpea	1100.00 - 1150.00	1125.00	1125.00					
Red Dhal	295.00 - 300.00	298.00	298.00					
Consumption Item(Rs/Kg)								
Sugar(White)	280.00 - 280.00	280.00	281.00	-1.00				
Wheat Flour	175.00 - 180.00	177.50	180.00	-2.50				
Eggs (Rs/Egg)								
Brown	56.00 - 58.00	57.00	55.50	1.50				
White	54.00 - 55.00	54.50	53.50	1.00				



Hector Kobbekaduwa Agrarian Research and Training Institute

Data Management Division

Wholesale Prices in Selected Markets (Rs/Kg)



Variety	26/1/2024	26/1/2024	26/1/2024	25/1/2024	26/1/2024	26/1/2024	26/1/2024	26/1/2024	26/1/2024	25/1/2024
	Peliyagoda Market	Kandy Market	Dambulla Market	Meegoda Market	Norochcholle Market	Chambuththegam Market	Keppetipola Market	Nuwaraeliya Market	Bandarawela Market	Veyangoda Market
26/1/2024										
Beans	700 - 750	900 - 950	700 - 800	-	-	500 - 570	700 - 800	750 - 800	-	-
Carrot	1200 - 1500	1100 - 1200	1100 - 1600	-	-	1500 - 1600	1250 - 1500	1240 - 1280	-	-
Leeks	400 - 450	450 - 500	450 - 500	-	-	520 - 540	300 - 450	460 - 480	-	-
Beet root	500 - 600	580 - 620	450 - 550	-	550 - 600	600 - 640	-	-	-	-
Beet Root(N'Eliya)	-	600 - 630	-	-	-	-	500 - 600	460 - 520	-	-
Knolkhol	350 - 400	280 - 300	300 - 330	-	-	-	300 - 350	340 - 370	-	-
Raddish	120 - 150	120 - 150	100 - 120	-	70 - 100	70 - 100	130 - 150	160 - 180	-	-
Cabbage (N'Eliya)	550 - 550	490 - 500	560 - 600	-	-	520 - 530	450 - 600	500 - 530	-	-
Cabbage (Kandy)	500 - 520	450 - 470	500 - 540	-	400 - 500	500 - 510	-	-	-	-
Tomato	550 - 600	480 - 500	480 - 520	-	-	530 - 580	500 - 600	560 - 600	-	-
Low country Vegetable										
Ladies Fingers	280 - 300	340 - 360	280 - 330	-	300 - 350	300 - 340	-	-	-	-
Brinjals	450 - 500	600 - 650	450 - 500	-	-	350 - 450	500 - 550	-	-	-
Capsicum	700 - 800	700 - 750	650 - 850	-	600 - 800	850 - 900	800 - 900	850 - 900	-	-
Pumpkin	130 - 150	120 - 140	130 - 150	-	100 - 140	100 - 130	140 - 150	-	-	-
Cucumber	60 - 80	60 - 90	45 - 60	-	40 - 70	50 - 60	90 - 120	-	-	-
Bitter Gourd	400 - 450	350 - 400	300 - 380	-	-	300 - 350	-	-	-	-
Snake Gourd	350 - 400	250 - 280	250 - 290	-	200 - 240	230 - 250	-	-	-	-
Drumstick	-	-	-	-	-	-	-	-	-	-
Luffa	320 - 350	300 - 320	250 - 300	-	280 - 300	300 - 350	-	-	-	-
Long Beans	250 - 300	250 - 280	250 - 300	-	180 - 220	270 - 300	-	-	-	-
Ash Plantains	280 - 320	250 - 300	250 - 270	-	-	220 - 260	-	-	-	-
Green Chillies	700 - 800	900 - 950	850 - 1000	-	900 - 1000	800 - 950	850 - 900	-	-	-
Lime	150 - 200	150 - 160	130 - 150	-	-	100 - 120	-	-	-	-
Sweet Potatoe	160 - 180	160 - 180	150 - 170	-	-	-	150 - 180	-	-	-
Manioc	100 - 120	90 - 100	80 - 100	-	100 - 120	90 - 110	90 - 100	-	-	-
Eggplant	350 - 400	350 - 380	380 - 430	-	-	-	-	-	-	-
Potato(Imported)	180 - 220	180 - 185	170 - 180	-	-	180 - 185	-	-	-	-
Potato (Welimada)	-	-	290 - 300	-	-	-	280 - 320	-	-	-
Potato (Nuwaraeliya)	280 - 300	340 - 350	-	-	-	320 - 340	-	310 - 320	-	-
B'Onion Imported	330 - 370	440 - 450	370 - 380	-	-	390 - 395	390 - 400	-	-	-
Big-onion Local	-	-	-	-	-	-	-	-	-	-
Banana										
Ambul(Rs/Kg)	140 - 170	100 - 130	-	-	-	-	-	-	-	-
Kolikuttu	270 - 300	300 - 330	-	-	-	-	-	-	-	-
Seeni	120 - 140	90 - 120	-	-	-	-	-	-	-	-
Anamalu (Rs/Fruits)	27 - 32	-	-	-	-	-	-	-	-	-
Papaya (Rs/Kg)	140 - 180	150 - 180	-	-	-	-	-	-	-	-
Passion Fruits(Rs/Fruit)	110 - 130	-	-	-	-	-	-	-	-	-
Other Fruits (Rs/Fruit)										
Pineapple - Large	750 - 770	-	-	-	-	-	-	-	-	-
- Medium	560 - 580	-	-	-	-	-	-	-	-	-
- Small	400 - 460	-	-	-	-	-	-	-	-	-
Mango - Betti	-	-	-	-	-	-	-	-	-	-
- Karathakola	140 - 180	-	-	-	-	-	-	-	-	-
Woodapple	40 - 46	-	-	-	-	-	-	-	-	-
Avocado	180 - 220	-	-	-	-	-	-	-	-	-
Orange	60 - 70	-	-	-	-	-	-	-	-	-


Data Management Division
Hector Kobbekaduwa Agrarian
Research and Training Institute
PO, Box 1522
Colombo.

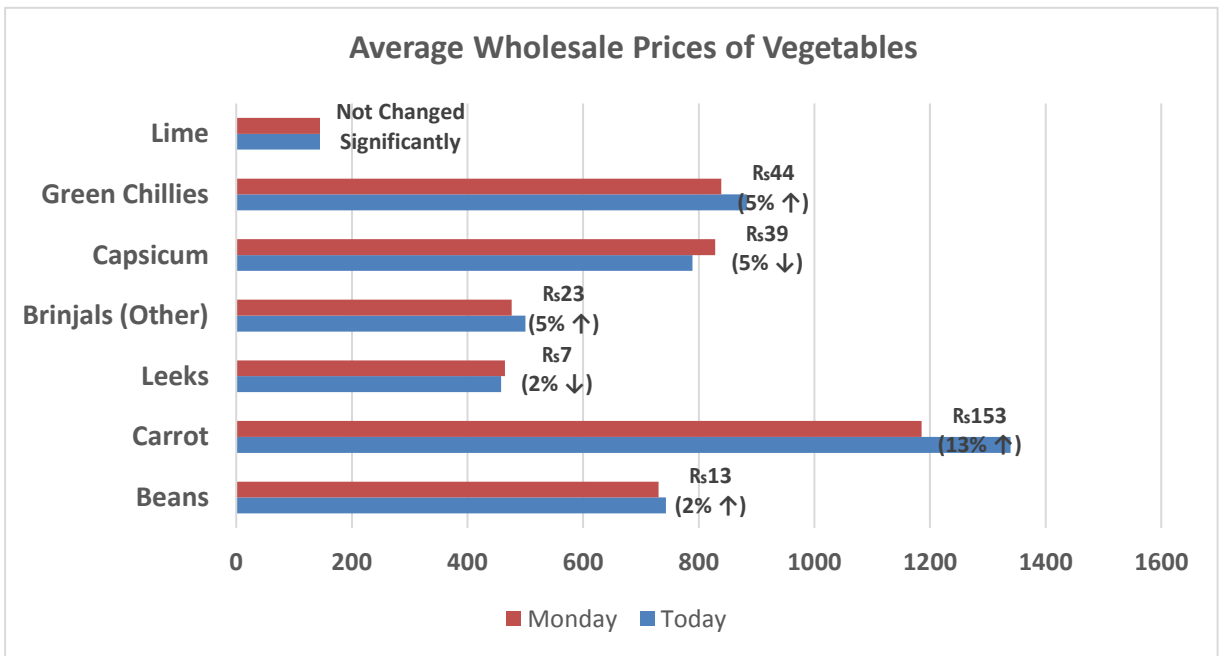
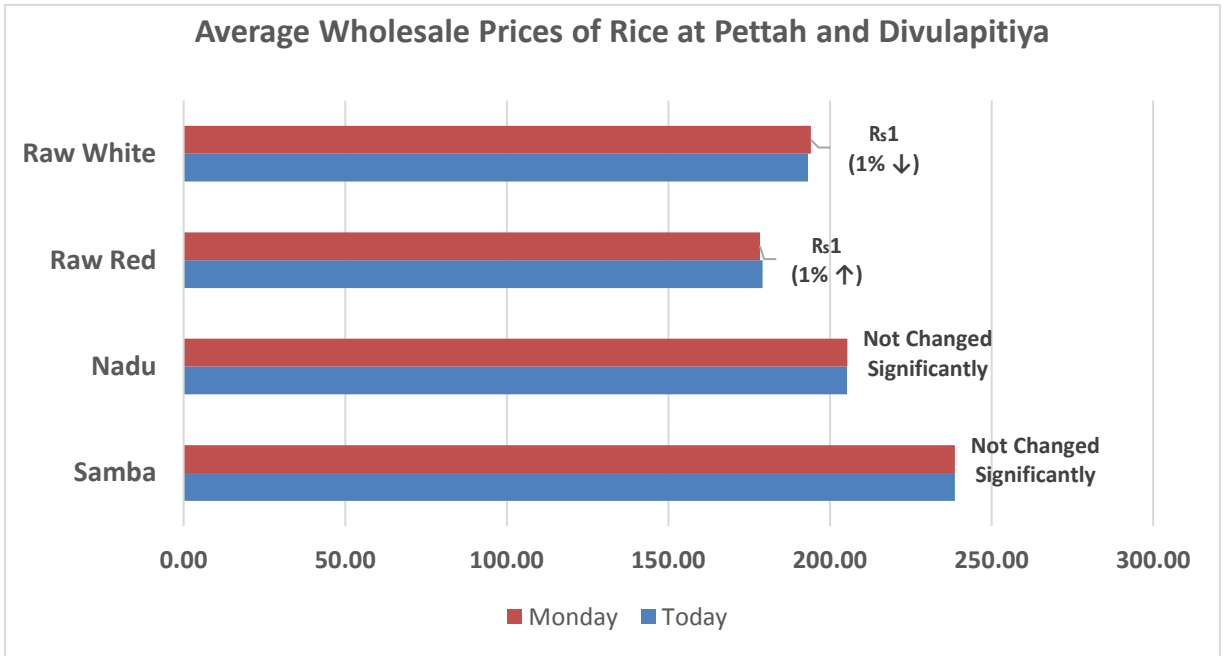


හෙක්ටර් කොබ්බෑකඩුව ගොවිකටයුතු පර්යේෂණ හා පුහුණු කිරීමේ ආයතනය
Hector Kobbekaduwa Agrarian Research and Training Institute
 දත්ත කළමනාකරණ අංශය
 තොග මිල ගණන් (කිලෝවකට රුපියල්)

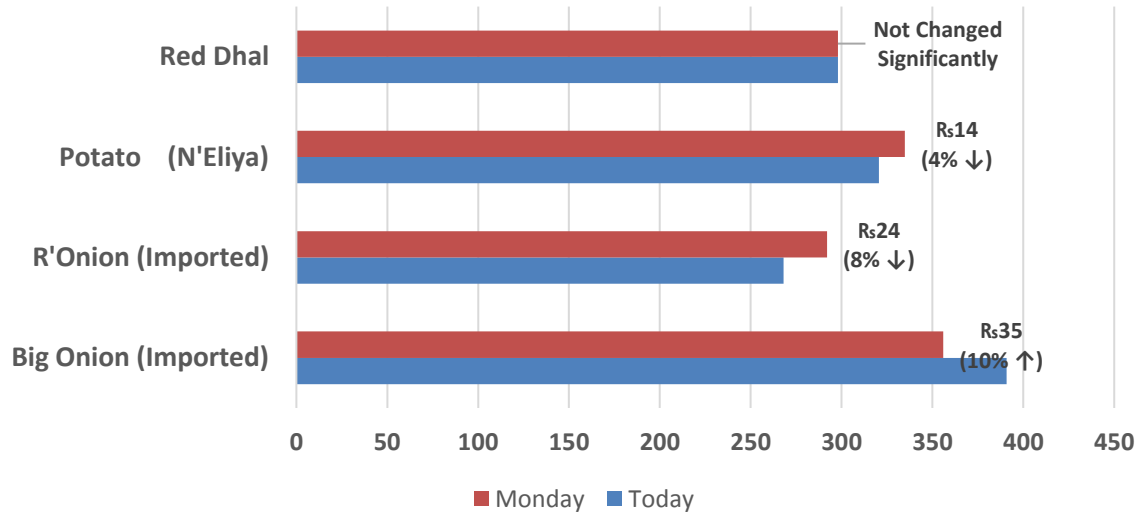


වර්ගය	26/1/2024	26/1/2024	26/1/2024	25/1/2024	26/1/2024	26/1/2024	26/1/2024	26/1/2024	26/1/2024	25/1/2024
	පැලියගොඩ වෙළඳපොළ	මහනුවර වෙළඳපොළ	දඹුල්ල වෙළඳපොළ	මීගොඩ වෙළඳපොළ	නොරොට්ටෝවෙල වෙළඳපොළ	තඹුන්තෙම වෙළඳපොළ	කැප්පෙට්පොළ වෙළඳපොළ	නුවරඑළිය වෙළඳපොළ	බණ්ඩාරවෙල වෙළඳපොළ	වෙයන්තොඩ වෙළඳපොළ
උඩරට එළවළු										
බෝංචි	700 - 750	900 - 950	700 - 800	-	-	500 - 570	700 - 800	750 - 800	-	-
කැරට	1200 - 1500	1100 - 1200	1100 - 1600	-	-	1500 - 1600	1250 - 1500	1240 - 1280	-	-
ලීක්ස්	400 - 450	450 - 500	450 - 500	-	-	520 - 540	300 - 450	460 - 480	-	-
බීටරුට	500 - 600	580 - 620	450 - 550	-	550 - 600	600 - 640	-	-	-	-
බීටරුට (නුවරඑළිය)	-	600 - 630	-	-	-	-	500 - 600	460 - 520	-	-
නෝකෝල්	350 - 400	280 - 300	300 - 330	-	-	-	300 - 350	340 - 370	-	-
රාබු	120 - 150	120 - 150	100 - 120	-	70 - 100	70 - 100	130 - 150	160 - 180	-	-
ගෝවා (නුවරඑළිය)	550 - 550	490 - 500	560 - 600	-	-	520 - 530	450 - 600	500 - 530	-	-
ගෝවා (නුවර)	500 - 520	450 - 470	500 - 540	-	400 - 500	500 - 510	-	-	-	-
තක්කාලි	550 - 600	480 - 500	480 - 520	-	-	530 - 580	500 - 600	560 - 600	-	-
පහතරට එළවළු										
බණ්ඩක්කා	280 - 300	340 - 360	280 - 330	-	300 - 350	300 - 340	-	-	-	-
වම්බටු	450 - 500	600 - 650	450 - 500	-	-	350 - 450	500 - 550	-	-	-
මාළු මිරිස්	700 - 800	700 - 750	650 - 850	-	600 - 800	850 - 900	800 - 900	850 - 900	-	-
වට්ටක්කා	130 - 150	120 - 140	130 - 150	-	100 - 140	100 - 130	140 - 150	-	-	-
පිපිඤ්ඤා	60 - 80	60 - 90	45 - 60	-	40 - 70	50 - 60	90 - 120	-	-	-
කරවිල	400 - 450	350 - 400	300 - 380	-	-	300 - 350	-	-	-	-
පතෝල	350 - 400	250 - 280	250 - 290	-	200 - 240	230 - 250	-	-	-	-
මුරුංගා	-	-	-	-	-	-	-	-	-	-
වැටකොළ	320 - 350	300 - 320	250 - 300	-	280 - 300	300 - 350	-	-	-	-
මැකරල්	250 - 300	250 - 280	250 - 300	-	180 - 220	270 - 300	-	-	-	-
අළු කෙසෙල්	280 - 320	250 - 300	250 - 270	-	-	220 - 260	-	-	-	-
අමු මිරිස්	700 - 800	900 - 950	850 - 1000	-	900 - 1000	800 - 950	850 - 900	-	-	-
දෙහි	150 - 200	150 - 160	130 - 150	-	-	100 - 120	-	-	-	-
බතල	160 - 180	160 - 180	150 - 170	-	-	-	150 - 180	-	-	-
මඤ්ඤාක්කා	100 - 120	90 - 100	80 - 100	-	100 - 120	90 - 110	90 - 100	-	-	-
එළබටු	350 - 400	350 - 380	380 - 430	-	-	-	-	-	-	-
අර්තාපල් (ආනයනික)	180 - 220	180 - 185	170 - 180	-	-	180 - 185	-	-	-	-
අර්තාපල් (වැලිමඩ)	-	-	290 - 300	-	-	-	280 - 320	-	-	-
අර්තාපල් (නුවරඑළිය)	280 - 300	340 - 350	-	-	-	320 - 340	-	310 - 320	-	-
ලොකුඑණු (ආනයනික)	330 - 370	440 - 450	370 - 380	-	-	390 - 395	390 - 400	-	-	-
ලොකුඑණු දේශීය	-	-	-	-	-	-	-	-	-	-
කෙසෙල්										
ඇඹුල් (කිලෝවකට)	140 - 170	100 - 130	-	-	-	-	-	-	-	-
කෝලිකුටු (කිලෝවකට)	270 - 300	300 - 330	-	-	-	-	-	-	-	-
සීනි (කිලෝවකට)	120 - 140	90 - 120	-	-	-	-	-	-	-	-
ආනමාළු (එකකට රු.)	27 - 32	-	-	-	-	-	-	-	-	-
ගස්ලබු (කිලෝවකට)	140 - 180	150 - 180	-	-	-	-	-	-	-	-
වැල්දොඩම් (එකකට රු.)	110 - 130	-	-	-	-	-	-	-	-	-
පළතුරු (එකකට රු.)										
අන්නාය - ලොකු ප්‍රමාණය	750 - 770	-	-	-	-	-	-	-	-	-
- මධ්‍යම ප්‍රමාණය	560 - 580	-	-	-	-	-	-	-	-	-
- කුඩා ප්‍රමාණය	400 - 460	-	-	-	-	-	-	-	-	-
අඹ - බෙට්ටි	-	-	-	-	-	-	-	-	-	-
- කර්තකොලොමබන්	140 - 180	-	-	-	-	-	-	-	-	-
දිවුල්	40 - 46	-	-	-	-	-	-	-	-	-
අලිපේර	180 - 220	-	-	-	-	-	-	-	-	-
දොඩම්	60 - 70	-	-	-	-	-	-	-	-	-


 Data Management Division
 Hector Kobbekaduwa Agrarian
 Research and Training Institute
 P.O. Box 1522
 Colombo.



Average Wholesale Prices of Other Field Crops



Note:

Usually, the price collection for Veyangoda and Meegoda wholesale markets is done the previous day between 6.00 pm and 8.30 pm, and for all other wholesale markets, the price collection is done between 7.00 am and 2.00 pm.

[Signature]
Data Management Division
Director, Kolibekkaduwa Agrarian
Research and Training Institute
P.O. Box 1522
Colombo.

